



Dry Bakery Display Cases

Models DS-CN-0270, 0370, 0470
Items 47102, 47103*, 47104**

Instruction Manual



Revised - 11/17/2022



Intertek

Toll Free: 1-800-465-0234
Fax: 905-607-0234
Email: service@omcan.com
www.omcan.com

**also ETL certified for
Light and Transformer.*

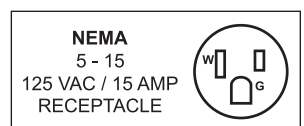


Table of Contents

Model DS-CN-0270 / Model DS-CN-0370 / Model DS-CN-0470

Section	Page
General Information -----	3 - 4
Safety and Warranty -----	4 - 5
Technical Specifications -----	6
Installation -----	6 - 7
Operation -----	7
Maintenance -----	7
Parts Breakdown -----	8 - 13
Electrical Schematics -----	14
Warranty Registration -----	15



General Information

Omcan Manufacturing and Distributing Company Inc., Food Machinery of America, Inc. dba Omcan and Omcan Inc. are not responsible for any harm or injury caused due to any person's improper or negligent use of this equipment. The product shall only be operated by someone over the age of 18, of sound mind, and not under the influence of any drugs or alcohol, who has been trained in the correct operation of this machine, and is wearing authorized, proper safety clothing. Any modification to the machine voids any warranty, and may cause harm to individuals using the machine or in the vicinity of the machine while in operation.

CHECK PACKAGE UPON ARRIVAL

Upon receipt of an Omcan shipment please inspect for external damage. If no damage is evident on the external packaging, open carton to ensure all ordered items are within the box, and there is no concealed damage to the machine. If the package has suffered rough handling, bumps or damage (visible or concealed), please note it on the bill of lading before accepting the delivery and contact Omcan within 24 hours, so we may initiate a claim with the carrier. A detailed report on the extent of the damage caused to the machine must be filled out within three days, from the delivery date shown in the shipping documents. Omcan has no recourse for damaged products that were shipped collect or third party.

Before operating any equipment, always read and familiarize yourself with all operation and safety instructions.

Omcan would like to thank you for purchasing this machine. It's of the utmost importance to save these instructions for future reference. Also save the original box and packaging for shipping the equipment if servicing or returning of the machine is required.

Omcan Fabrication et distribution Compañie Limité et Food Machinery d'Amérique, dba Omcan et Omcan Inc. ne sont pas responsables de tout dommage ou blessure causé du fait que toute personne ait utilisé cet équipement de façon irrégulière. Le produit ne doit être exploité que par quelqu'un de plus de 18 ans, saine d'esprit, et pas sous l'influence d'une drogue ou d'alcool, qui a été formé pour utiliser cette machine correctement, et est vêtu de vêtements de sécurité approprié. Toute modification de la machine annule toute garantie, et peut causer un préjudice à des personnes utilisant la machine ou des personnes à proximité de la machine pendant son fonctionnement.

VÉRIFIEZ LE COLIS DÈS RÉCEPTION

Dès réception d'une expédition d'Omcan veuillez inspecter pour dommages externes. Si aucun dommage n'est visible sur l'emballage externe, ouvrez le carton afin de s'assurer que tous les éléments commandés sont dans la boîte, et il n'y a aucun dommage dissimulé à la machine. Si le colis n'a subi aucune mauvaises manipulations, de bosses ou de dommages (visible ou cachée), notez-le sur le bond de livraison avant d'accepter la livraison et contactez Omcan dans les 24 heures qui suivent, pour que nous puissions engager une réclamation auprès du transporteur. Un rapport détaillé sur l'étendue des dommages causés à la machine doit être rempli dans un délai de trois jours, à compter de la date de livraison indiquée dans les documents d'expédition. Omcan n'a aucun droit de recours pour les produits endommagés qui ont été expédiés ou cueilli par un tiers transporteur.

General Information

Avant d'utiliser n'importe quel équipement, toujours lire et vous familiariser avec toutes les opérations et les consignes de sécurité.

Omcan voudrais vous remercier d'avoir choisi cette machine. Il est primordial de conserver ces instructions pour une référence ultérieure. Également conservez la boîte originale et l'emballage pour l'expédition de l'équipement si l'entretien ou le retour de la machine est nécessaire.

Omcan Empresa De Fabricacion Y Distribucion Inc. Y Maquinaria De Alimentos De America, Inc. dba Omcan y Omcan Inc. no son responsables de ningun daño o perjuicio causado por cualquier persona inadecuada o el uso descuidado de este equipo. El producto solo podra ser operado por una persona mayor de 18 años, en su sano juicio y no bajo alguna influencia de droga o alcohol, y que este ha sido entrenado en el correcto funcionamiento de esta máquina, y ésta usando ropa apropiada y autorizada. Cualquier modificación a la máquina anula la garantía y puede causar daños a las personas usando la máquina mientras esta en el funcionamiento.

REVISE EL PAQUETE A SU LLEGADA

Tras la recepcion de un envio Omcan favor inspeccionar daños externos. Si no hay daños evidentes en el empaque exterior, Habra el carton para asegurarse que todos los articulos solicitados estén dentro de la caja y no encuentre daños ocultos en la máquina. Si el paquete ha sufrido un manejo de poco cuidado, golpes o daños (visible o oculto) por favor anote en la factura antes de aceptar la entrega y contacte Omcan dentro de las 24 horas, de modo que podamos iniciar una reclamación con la compañía. Un informe detallado sobre los daños causados a la máquina debe ser llenado en el plazo de tres días, desde la fecha de entrega que se muestra en los documentos de envío. Omcan no tiene ningun recurso por productos dañados que se enviaron a recoger por terceros.

Antes de utilizar cualquier equipo, siempre lea y familiarizarse con todas las instrucciones de funcionamiento y seguridad.

Omcan le gustaría darle las gracias por la compra de esta máquina. Es de la mayor importancia para salvar estas instrucciones para futuras consultas. Además, guarda la caja original y el embalaje para el envío del equipo si servicio técnico o devolución de la máquina que se requiere.

Safety and Warranty

ELECTRICAL

- Please ensure that the required voltage is being supplied at all times.
- The unit should be plugged into a grounded and properly-sized electrical outlet with appropriate over-current protection. Please refer to the electrical requirements on the unit's nameplate.
- The unit should have its own dedicated outlet.
- Do not use extension cords.



Safety and Warranty

- Ensure the unit is not resting on or against the electrical cord.
- If the unit is not in use for a long period of time, please unplug the unit from the outlet.
- To avoid shock and fire hazards, do not plug in or unplug the unit with wet hands.

RESIDENTIAL USERS: Vendor assumes no liability for parts or labor coverage for component failure or other damages resulting from installation in non-commercial or residential applications. The right is reserved to deny shipment for residential usage; if this occurs, you will be notified as soon as possible.

1 YEAR PARTS AND LABOUR WARRANTY

Within the warranty period, contact Omcan Inc. at 1-800-465-0234 to schedule an Omcan authorized service technician to repair the equipment locally.

Unauthorized maintenance will void the warranty. Warranty covers electrical and part failures, not improper use.

Please see <https://omcan.com/disclaimer> for complete info.

WARNING:

The packaging components are classified as normal solid urban waste and can therefore be disposed of without difficulty.

In any case, for suitable recycling, we suggest disposing of the products separately (differentiated waste) according to the current norms.

DO NOT DISCARD ANY PACKAGING MATERIALS IN THE ENVIRONMENT!

Technical Specifications

Model	DS-CN-0270	DS-CN-0370	DS-CN-0470
Electrical	115V / 60Hz / 1		
Capacity	295 L / 10.4 cu.ft.	400 L / 14.1 cu.ft.	500 L / 17.7 cu.ft.
Top Rack Size	31.5" x 12.2" 800 x 310mm	43.3" x 12.2" 1100 x 310mm	55.2" x 12.2" 1402 x 310mm
Bottom Rack Size	31.5" x 14.6" 800 x 371mm	43.3" x 14.6" 1100 x 371mm	55.2" x 14.6" 1402 x 371mm
Weight	231.5 lbs. / 105 kgs.	286.6 lbs. / 130 kgs.	348.3 lbs. / 158 kgs.
Packaging Weight	315.3 lbs. / 143 kgs.	374.8 lbs. / 170 kgs.	507.1 lbs. / 230 kgs.
Dimensions	26.6" x 36" x 48" 676 x 914 x 1219mm	26.6" x 47.8" x 48" 676 x 1214 x 1219mm	26.6" x 59.6" x 48" 676 x 1514 x 1219mm
Packaging Dimensions	29.3" x 39.4" x 50" 744 x 1001 x 1270mm	29.3" x 51.2" x 50" 744 x 1300 x 1270mm	29.3" x 63" x 50" 744 x 1600 x 1270mm
Item Number	47102	47103	47104

Installation

IMPORTANT!!! PLEASE READ BEFORE INSTALLATION

- If the unit has recently been transported on its side, please let the unit stand upright for a minimum of 24 hours before plugging it in.
- Make sure all accessories are installed (shelves, shelf clips, etc.) before plugging in the unit.
- Make sure the unit has reached the desired temperature before loading the unit with products.
- Do not attempt to remove or repair any component of the unit. Consult an authorized service technician for servicing / repair.
- Do not hang on doors or stand inside the unit.
- Please read through this manual in its entirety.

CABINET LOCATION GUIDELINES

- Install the unit on a strong and leveled surface.
 - If the surface is uneven, the unit may be noisy.
 - The unit may malfunction if the surface is uneven.
- Install the unit in an indoor, well ventilated area.
 - For best performance, maintain 6" of clearance on the sides and the back of the unit at all times.
 - Outdoor use may cause decreased efficiency and damage to the unit.
 - Avoid direct sunlight.
- Avoid installation in a high humidity and / or dusty area.
 - High humidity can cause the unit to rust and may decrease efficiency.
 - Dust collected on the condenser coil may cause unit to malfunction.

Installation

- Malfunction due to high ambient temperatures, humidity, or improperly maintained condenser coil will void the warranty.
- Select a location away from heat and moisture-generating equipment.
 - High ambient temperatures may cause the compressor to malfunction.
 - Malfunction due to high ambient temperatures and humidity will void the warranty.

Operation

USE AND CAUTION

Your new display is already factory-set to run at optimum temperatures for food safety and should require no adjustments.

Maintenance

NOTE: We strongly recommend that any servicing be performed by an authorized service technician.

LOADING PRODUCT

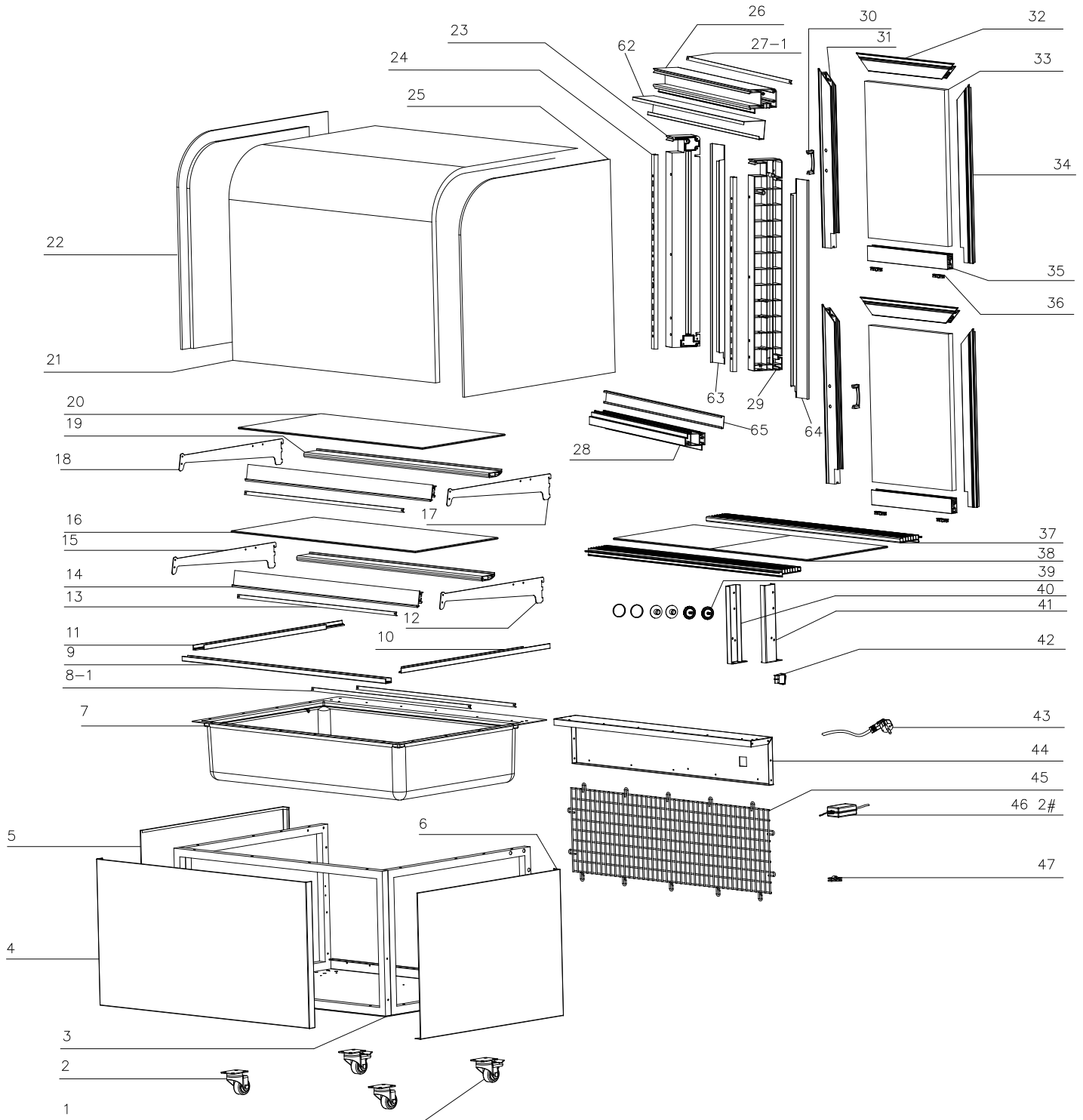
- Do not block the air vents.
- Ensure all shelves are sitting level and properly secured before loading products.
- Do not store flammable and explosive gas or liquids inside the unit.

CLEANING THE INTERIOR OF UNIT

- When cleaning the cabinet interior, use a solvent of warm water and mild soap.
- Do not use steel wool, caustic soap, abrasive cleaners, or bleach that may damage the interior finish.
- Periodically remove the shelves and shelf brackets from the unit, and clean them with a mild soap and warm water.

Parts Breakdown

Model DS-CN-0270 47102





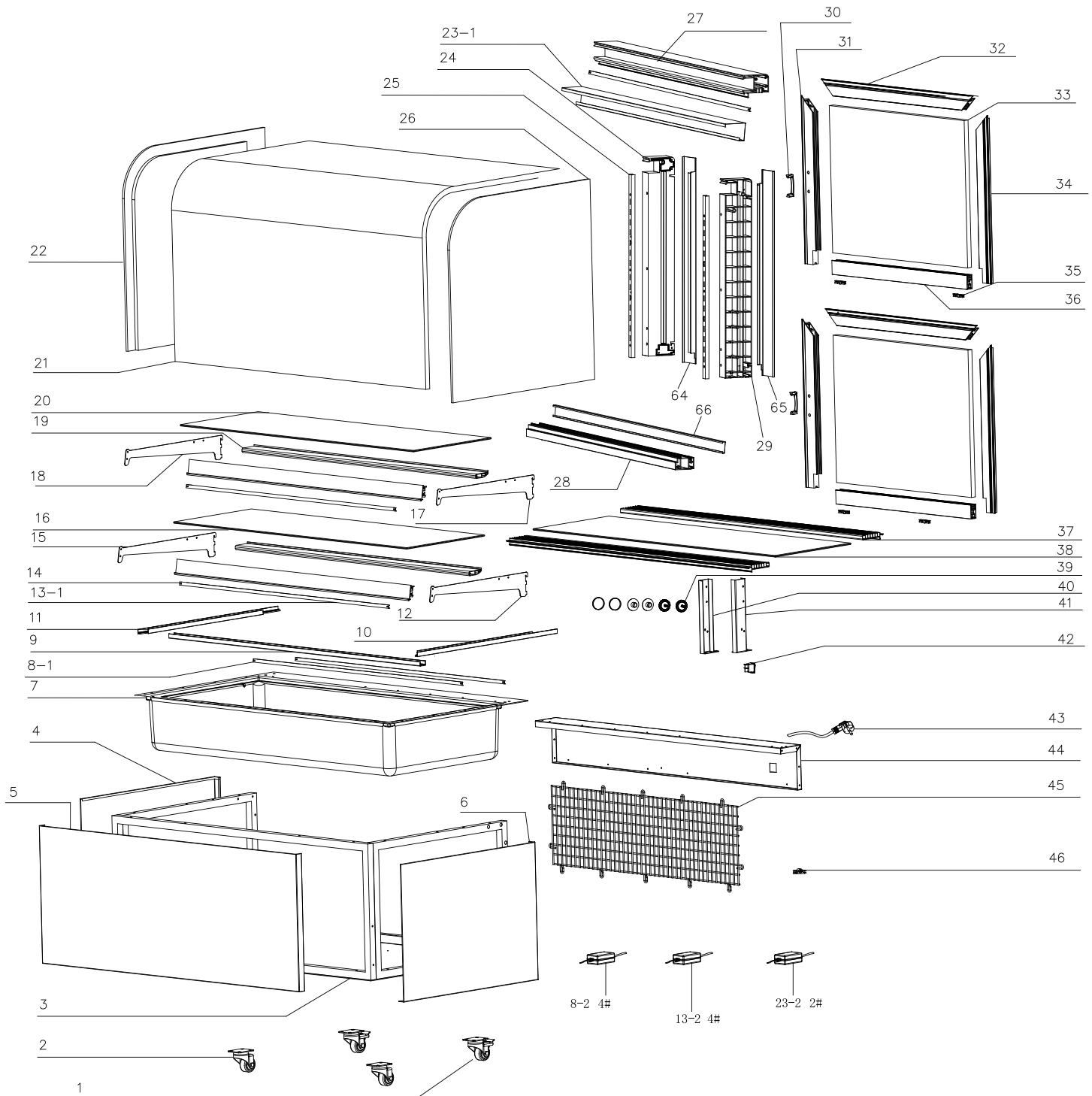
Parts Breakdown

Model DS-CN-0270 47102

Item No.	Description	Position	Item No.	Description	Position	Item No.	Description	Position
71042	Rear Swivel Caster with Brake for 47102	1	AF487	Metal Shelf Support for 47102	19	71114	Door Glide Wheel for 47102	36
79763	Swivel Front Castor without Brake for 47102	2	AG482	Top Glass Shelf for 47102	20	71073	Air In/Outlet for 47102	37
68165	Base for 47102	3	64745	Arc Glass for 47102	21	71074	Bottom Black Glass Frame for 47102	38
68225	Right Cover for 47102	4	71103	Left Side Glass for 47102	22	71121	Screw Cover for 47102	39
AF485	Front Cover for 47102	5	71164	Left Pole Cover for 47102	23	71171	Left Pole Fixer for 47102	40
68226	Left Cover for 47102	6	71153	Shelf Holder for 47102	24	71077	Right Pole Fixer for 47102	41
71046	Evaporator Insulation for 47102	7	71062	Right Side Glass for 47102	25	68196	Switch for 47102	42
68168	Bottom LED for 47102	8-1	64746	Top Frame for 47102	26	71085	Power Cord for 47102	43
71047	Front Glass Fixer for 47102	9	68204	Top LED for 47102	27-1	71086	Rear Frame for 47102	44
71048	Right Glass Fixer for 47102	10	71064	Bottom Frame for 47102	28	71087	Back Grill for 47102	45
71049	Left Glass Fixer for 47102	11	71065	Right Pole for 47102	29	64750	#4 LED Transformer for 47102	46
68172	Right Bottom Shelf Holder for 47102	12, 15	71110	Door Handle for 47102	30	71133	Power Cord Fixer for 47102	47
68176	Middle LED for 47102	13-1	AF488	Left Doorframe for 47102	31	AF490	Top Back Frame for 47102	48
AF486	Metal Price Tags for 47102	14	71068	Top Upper Door Frame for 47102	32	AF491	Left Back Frame for 47102	49
71054	Bottom Glass Shelf for 47102	16	71069	Door Glass for 47102	33	AF492	Right Back Frame for 47102	50
68175	Right Top Shelf Holder for 47102	17	71113	Right Door Frame for 47102	34	AF493	Bottom Back Frame for 47102	51
68177	Left Top Shelf Holder for 47102	18	71071	Bottom Door Frame for 47102	35			

Parts Breakdown

Model DS-CN-0370 47103



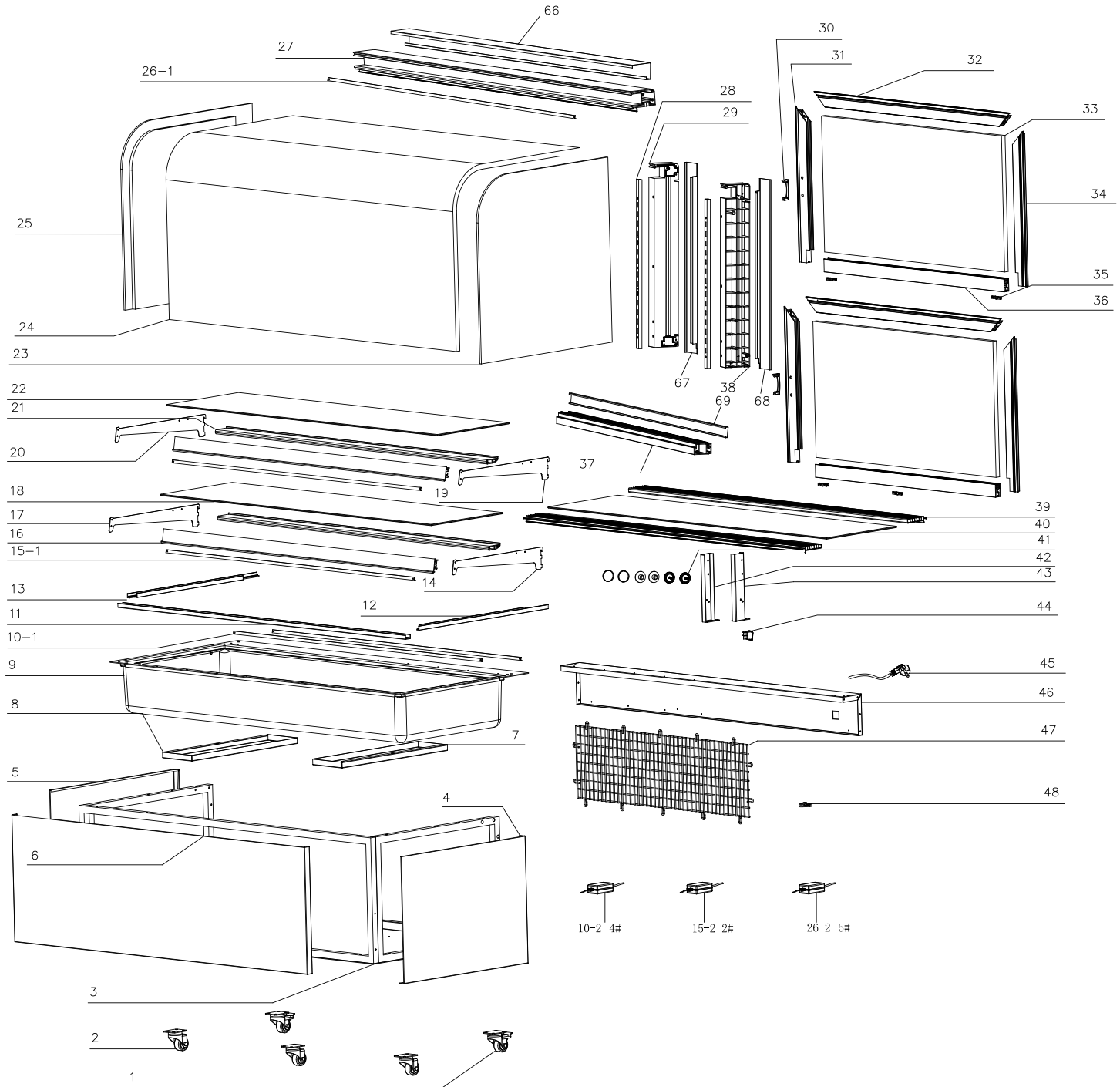
Parts Breakdown

Model DS-CN-0370 47103

Item No.	Description	Position	Item No.	Description	Position	Item No.	Description	Position
71042	Rear Swivel Caster with Brake for 47103	1	68177	Left Top Shelf Holder for 47103	18	71114	Door Glide Wheel for 47103	35
79763	Swivel Front Castor without Brake for 47103	2	64749	Metal Shelf Support for 47103	19	71167	Bottom Door Frame for 47103	36
AG483	Base for 47103	3	71105	Top Glass Shelf for 47103	20	71119	Inlet and Outlet for 47103	37
68225	Right Cover for 47103	4	71102	Arc Front Glass for 47103	21	AD842	Bottom Glass for 47103	38
AF494	Front Cover for 47103	5	71103	Left Side Glass for 47103	22	71121	Screw Cover for 47103	39
AG484	Right Cover for 47103	6	AF496	Top LED for 47103	23-1	71171	Left Pole Fixer for 47103	40
71094	Evaporator Insulation for 47103	7	64751	#2 LED Transformer for 47103	23-2	71077	Right Pole Fixer for 47103	41
68208	Bottom LED for 47103	8-1	71164	Left Pole Cover for 47103	24	68196	Switch for 47103	42
64750	#4 LED Transformer for 47103	8-2, 13-2	71153	Shelf Holder for 47103	25	AF489	Power Cord for 47103	43
68209	Front Glass Fixer for 47103	9	71062	Right Side Glass for 47103	26	71129	Rear Frame for 47103	44
68272	Left Glass Fixer for 47103	10	71104	Upper Front Frame for 47103	27	71130	Back Grill for 47103	45
68271	Right Glass Fixer for 47103	11	71165	Bottom Frame for 47103	28	71133	Power Cord Fixer for 47103	46
68172	Right Bottom Shelf Holder for 47103	12	71065	Right Pole for 47103	29	AF497	Top Back Frame for 47103	47
71149	LED Lighter for 47103	13-1	71110	Door Handle for 47103	30	AF491	Left Back Frame for 47103	48
71150	Price Tags for 47103	14	AF488	Left Doorframe for 47103	31	AF492	Right Back Frame for 47103	49
68211	Left Bottom Shelf Holder for 47103	15	71111	Upper Door Frame for 47103	32	AF498	Bottom Back Frame for 47103	50
71100	Bottom Glass Shelf for 47103	16	64880	Right Side Glass for 47103	33			
68175	Right Top Shelf Holder for 47103	17	71113	Right Door Frame for 47103	34			

Parts Breakdown

Model DS-CN-0470 47104





Parts Breakdown

Model DS-CN-0470 47104

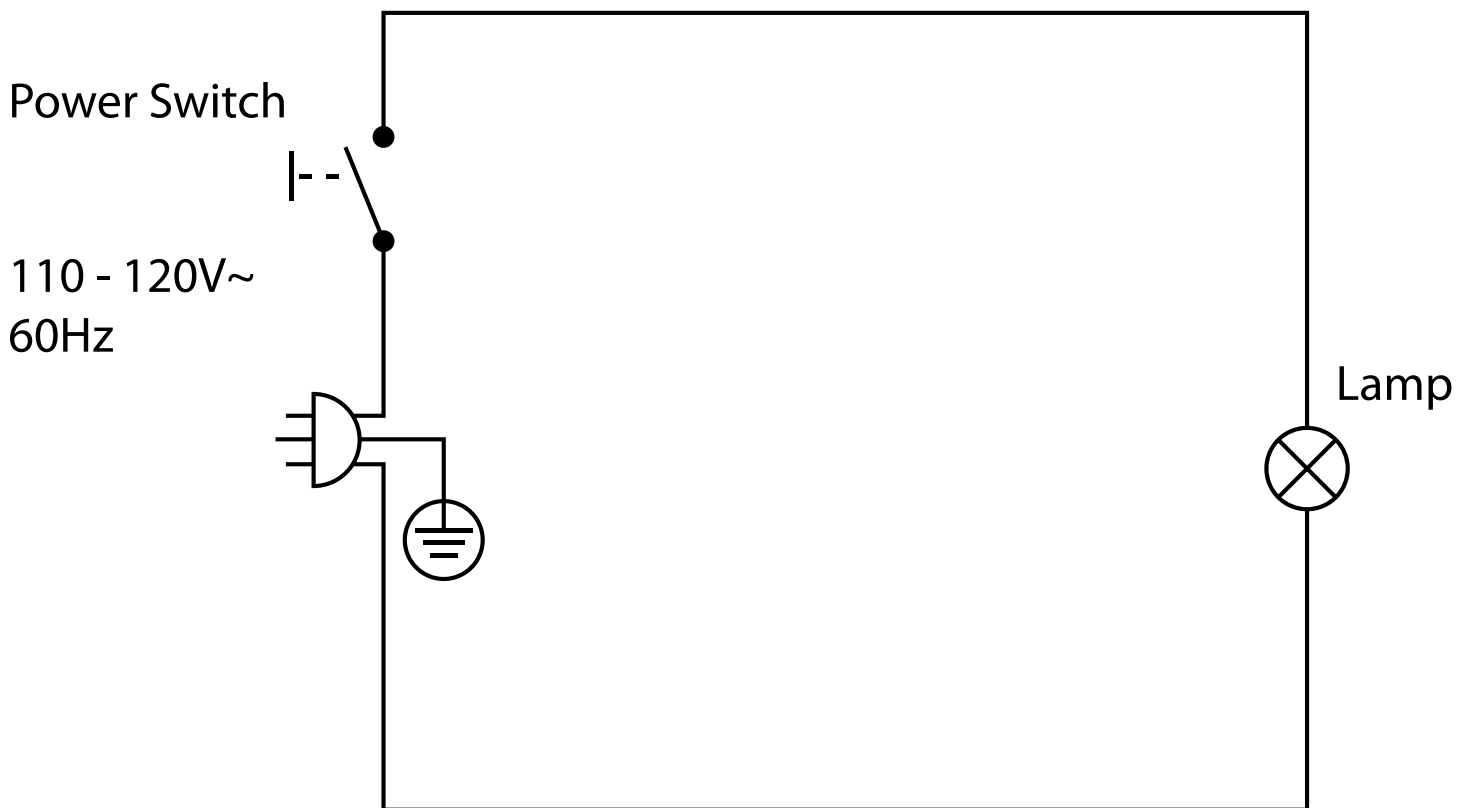
Item No.	Description	Position	Item No.	Description	Position	Item No.	Description	Position
71042	Rear Swivel Caster with Brake for 47104	1	AG488	Bottom Glass Shelf for 47104	18	68245	Bottom Door Frame for 47104	36
79763	Swivel Front Castor without Brake for 47104	2	68175	Right Top Shelf Holder for 47104	19	AG494	Bottom Frame for 47104	37
68228	Base for 47104	3	68177	Left Top Shelf Holder for 47104	20	71065	Right Pole for 47104	38
68225	Right Cover for 47104	4	AG489	Metal Shelf Support for 47104	21	68247	Air In/Outlet for 47104	39
AG485	Front Cover for 47104	5	AG490	Top Glass Shelf for 47104	22	AF516	Bottom Black Glass Frame for 47104	40
68226	Left Cover for 47104	6	71103	Left Side Glass for 47104	23, 25	71121	Screw Cover for 47104	41
68230	Left Blister Barrel Fixing Plate for 47104	7, 8	AG491	Arc Glass for 47104	24	71171	Left Pole Fixer for 47104	42
68232	Evaporator Insulation for 47104	9	68242	Top LED for 47104	26-1	71077	Right Pole Fixer for 47104	43
68208	Bottom LED for 47104	10-1	64751	#2 LED Transformer for 47104	26-2	68196	Switch for 47104	44
68251	#4 LED Driver for 47104	10-2	AG492	Top Frame for 47104	27	71085	Power Cord for 47104	45
AG486	Front Glass Fixer for 47104	11	71153	Shelf Holder for 47104	28	68249	Rear Frame for 47104	46
68272	Left Glass Fixer for 47104	12	71164	Left Pole Cover for 47104	29	68250	Back Grill for 47104	47
68271	Right Glass Fixer for 47104	13	71110	Door Handle for 47104	30	71133	Power Cord Fixer for 47104	48
68172	Right Bottom Shelf Holder for 47104	14	71162	Left Door Frame for 47104	31	AG495	Top Back Frame for 47104	49
68234	Middle LED for 47104	15-1	AG493	Top Door Frame for 47104	32	AF491	Left Back Frame for 47104	50
64750	#4 LED Transformer for 47104	15-2	68244	Door Glass for 47104	33	AF492	Right Back Frame for 47104	51
AG487	Metal Price Tags for 47104	16	71113	Right Door Frame for 47104	34	AG496	Bottom Back Frame for 47104	52
68211	Left Bottom Shelf Holder for 47104	17	71114	Door Glide Wheel for 47104	35			

Electrical Schematics

Model DS-CN-0270 47102

Model DS-CN-0370 47103

Model DS-CN-0470 47104





Warranty Registration

Thank you for purchasing an Omcan product. To register your warranty for this product, complete the information below, tear off the card at the perforation and then send to the address specified below. You can also register online by visiting:

Merci d'avoir acheté un produit Omcan. Pour enregistrer votre garantie pour ce produit, complétez les informations ci-dessous, détachez la carte au niveau de la perforation, puis l'envoyer à l'adresse spécifiée ci-dessous. Vous pouvez également vous inscrire en ligne en visitant:

Gracias por comprar un producto Omcan usted. Para registrar su garantía para este producto, complete la información a continuación, cortar la tarjeta en la perforación y luego enviarlo a la dirección indicada a continuación. También puede registrarse en línea en:

<https://omcan.com/warranty-registration/>

For mailing in Canada

Pour postale au Canada

Por correo en Canadá

OMCAN

PRODUCT WARRANTY REGISTRATION

3115 Pepper Mill Court,

Mississauga, Ontario

Canada, L5L 4X5

For mailing in the US

Pour diffusion aux États-Unis

Por correo en los EE.UU.

OMCAN

PRODUCT WARRANTY REGISTRATION

4450 Witmer Industrial Estates, Unit 4,

Niagara Falls, New York

USA, 14305

or email to: service@omcan.com



Purchaser's Information

Name: _____

Address: _____

City: _____ Province or State: _____ Postal or Zip: _____

Country: _____

Dealer from which Purchased: _____

Dealer City: _____ Dealer Province or State: _____

Invoice: _____

Model Name: _____ Model Number: _____

Machine Description: _____

Date of Purchase (MM/DD/YYYY): _____

Would you like to extend the warranty? Yes No

Company Name: _____

Telephone: _____

Email Address: _____

Type of Company:

Restaurant Bakery Deli

Butcher Supermarket Caterer

Institution (*specify*): _____

Other (*specify*): _____

Serial Number: _____

Date of Installation (MM/DD/YYYY): _____

Thank you for choosing Omcan | Merci d'avoir choisi Omcan | Gracias por elegir Omcan



Since 1951 Omcan has grown to become a leading distributor of equipment and supplies to the North American food service industry. Our success over these many years can be attributed to our commitment to strengthen and develop new and existing relationships with our valued customers and manufacturers. Today with partners in North America, Europe, Asia and South America, we continually work to improve and grow the company. We strive to offer customers exceptional value through our qualified local sales and service representatives who provide convenient access to over 6,500 globally sourced products.

Depuis 1951 Omcan a grandi pour devenir un des “leaders” de la distribution des équipements et matériel pour l’industrie des services alimentaires en Amérique du Nord. Notre succès au cours de ces nombreuses années peut être attribué à notre engagement à renforcer et à développer de nouvelles et existantes relations avec nos clients et les fabricants de valeur. Aujourd’hui avec des partenaires en Amérique du Nord, Europe, Asie et Amérique du Sud, nous travaillons continuellement à améliorer et développer l’entreprise. Nous nous efforçons d’offrir à nos clients une valeur exceptionnelle grâce à nos ventes locales qualifiées et des représentants de service qui offrent un accès facile à plus de 6500 produits provenant du monde entier.

Desde 1951 Omcan ha crecido hasta convertirse en un líder en la distribución de equipos y suministros de alimentos en América del Norte industria de servicios. Nuestro éxito en estos años se puede atribuir a nuestro compromiso de fortalecer y desarrollar nuevas relaciones existentes con nuestros valiosos clientes y fabricantes. Hoy con socios de América del Norte, Europa, Asia y América del Sur, que trabajan continuamente para mejorar y crecer la empresa. Nos esforzamos por ofrecer a nuestros clientes valor excepcional a través de nuestro local de ventas y representantes de los servicios que proporcionan un fácil acceso a más de 6,500 productos con origen a nivel mundial.

